

Epidemiological situation of HPAI viruses from clade 2.3.4.4 in Europe since October 2016: situation as of 27th March 2017

International Animal Health Epidemic Intelligence (VSI) team – ESA Platform – France

NRL Avian Influenza, Anses laboratory Ploufragan – France

National Office for Hunting and Wildlife – France

Source: Data updated on 26/03/2017 (included) ADNS/FAO/OIE, DGAL (General Directorate of Food – French Ministry of Agriculture)

Three related HPAI H5 viruses from clade 2.3.4.4 – H5N8, H5N5 and H5N6 – are currently circulating in Europe¹. The ADNS tool is not adapted to the notification of new subtypes like H5N8, H5N5 or H5N6, leading countries to report the outbreaks as “H5Nx” with the possibility of mentioning the subtype in the comments section, which some countries do. Taking into account these comments, the ADNS notifications are as follows: H5Nx (n=433), H5N5 (n=21), H5N8 (n=2,113) and H5N6 (n=1). The HPAI viruses in general will be analyzed in this report. This analysis takes into account modifications following first notifications that are sometimes brought to ADNS notifications, which for example might specify the subtype for some H5Nx outbreaks (which might be later notified as H5N5, H5N8 or H5N6).

Since the last situation report on 13th March 2017 (two weeks ago), 178 new outbreaks of HPAI viruses from A/goose/Guandong/1/1996 lineage clade 2.3.4.4 were reported in Europe (European Union – EU – and Switzerland), mainly in Germany (81 new H5N8 outbreaks in wild birds and 12 in poultry farms), in Romania (16 new H5N8 outbreaks in poultry farms and 5 in wild birds), and in France (15 new H5N8 outbreaks in poultry farms, 1 in wild birds and 1 in captive birds). The total number of outbreaks and cases of HPAI clade 2.3.4.4 reported in Europe continues to increase and is now 2,568 among which 1,460 were wild birds (76 species affected), 1,062 in poultry farms, and 46 in

¹ Another HPAI H5 virus, H5N1, has been sporadically identified in France, with a new outbreak declared on 21st March 2017 in a duck farm in the Southwest of France. This HP H5N1 virus is related to French HP strains detected in winter 2015-2016 and in summer 2016, but is not related to the Asian lineage A/goose/Guandong/1/1996 clade 2.3.4.4 (which includes HP H5N8, H5N5 and H5N6 viruses currently circulating in Europe). This outbreak is, therefore, not mentioned in this report which concerns only clade 2.3.4.4 viruses, but is presented in the HPAI situation report for France published every two weeks on the ESA Platform website.

captive birds (Tables 1 & 2-5). We can, however, notice a decrease in the number of new outbreaks over the past three weeks (Figure 1).

Several countries have detected an HPAI H5N5 virus in wild birds (1 case in Germany, 1 in Montenegro, 2 in Italy, 1 in Croatia, 1 in Greece, 2 in Poland, 3 in Slovenia, 1 in Hungary, and 1 in Austria), in poultry farms (3 outbreaks in Germany and, since the last report, 2 outbreaks in Croatia), and in captive birds (1 case in Italy and 1 case in Czech Republic). In addition, the Netherlands reported a case of co-infection with H5N8/H5N5 in wild birds in November 2016. On 1st March 2017, Serbia reported a first case of H5N5 in a mute swan (*Cygnus olor*) found dead in the North of the country (source: FAO Empres-i). However, all HPAI H5 outbreaks in Serbia are reported to ADNS as “H5Nx” with no details regarding subtype. Therefore, the H5N5 outbreak in Serbia is not shown in the maps or the tables.

A new highly pathogenic avian influenza (HPAI) virus of H5N6 subtype, related to the HPAI H5 viruses from clade 2.3.4.4 currently circulating in Europe, has been detected in Greece in a poultry farm (species not mentioned) (see report from 6th March - [link](#)). This outbreak was initially declared as HP H5N8 on 16th February, and laboratory confirmation of HP H5N6 subtype was done on 2nd March.

The HPAI situation in France is detailed in the website of the ESA Platform in reports published every two weeks (last report from 20th March - [link](#)).

An interactive application enables visualization of the evolution of outbreaks and cases of HPAI in Europe through an interactive map and an interactive time series, and allows users to select specific data using options and a time cursor ([link](#)).

The HP H5N8 virus is also present beyond Europe in the following countries: Israel, Egypt, Tunisia, Iran, Russia, Ukraine, Nigeria, South Korea, Chinese Taipei (commonly known as Taiwan), Uganda, Cameroon, India, Nepal, China, Koweit, and Kazakhstan (source: OIE/FAO). A situation report of the HPAI situation in Africa as of 21st Feb 2017 is available – in French – on the ESA Platform ([link](#)).

Table 1: Evolution of number of outbreaks and cases of HPAI viruses from A/goose/Guangdong/1/1996 lineage clade 2.3.4.4 in the European Union and Switzerland and number of countries affected (in brackets) reported from 26 Oct 2016 to 26 March 2017 (included) (sources: OIE/ADNS/DGAL)

Date of report	Nb of outbreaks Captive birds (nb of countries)	Nb of outbreaks Farms (nb of countries)	Nb of outbreaks Wild birds (nb of countries)
10 Nov	0	1 (1)	5 (5)
14 Nov	0	10 (3)	9 (8)
17 Nov	1 (1)	11 (3)	40 (8)
22 Nov	2 (2)	16 (5)	76 (8)
28 Nov	3 (2)	36 (6)	127 (11)
05 Dec	6 (3)	70 (8)	194 (12)
12 Dec	7 (4)	156 (8)	244 (13)
19 Dec	7 (4)	259 (10)	292 (13)
26 Dec	7 (4)	315 (11)	345 (17)
02 Jan	8 (5)	364 (12)	351 (18)
09 Jan	13 (6)	428 (15)	368 (21)
16 Jan	15 (6)	514 (16)	433 (23)
23 Jan	16 (7)	542 (16)	525 (23)
08 Feb	29 (11)	654 (17)	704 (23)
21 Feb	37 (13)	777 (20)	965 (24)
27 Feb	37 (13)	861 (20)	1,081 (24)
13 Mar	42 (15)	1,005 (20)	1,343 (25)
27 Mar	46 (15)	1,065 (20)	1,460 (25)

Figure 1 shows the evolution of weekly notifications in Europe. The aggregated data for Europe (including Switzerland and Ukraine), with individual country situations varying according to surveillance and epidemiology, shows global trends. At the macroscopic scale, it is interesting to note that the “poultry” and “wild” curves show similar trends, globally parallel, with a slight delay of 2 weeks, the “wild” curve preceding the “poultry” curve. This same delay between outbreaks in wild birds and in farms is observed in the cumulated graph of the number of newly affected countries declaring their first outbreak/case of HPAI (Figure 2).

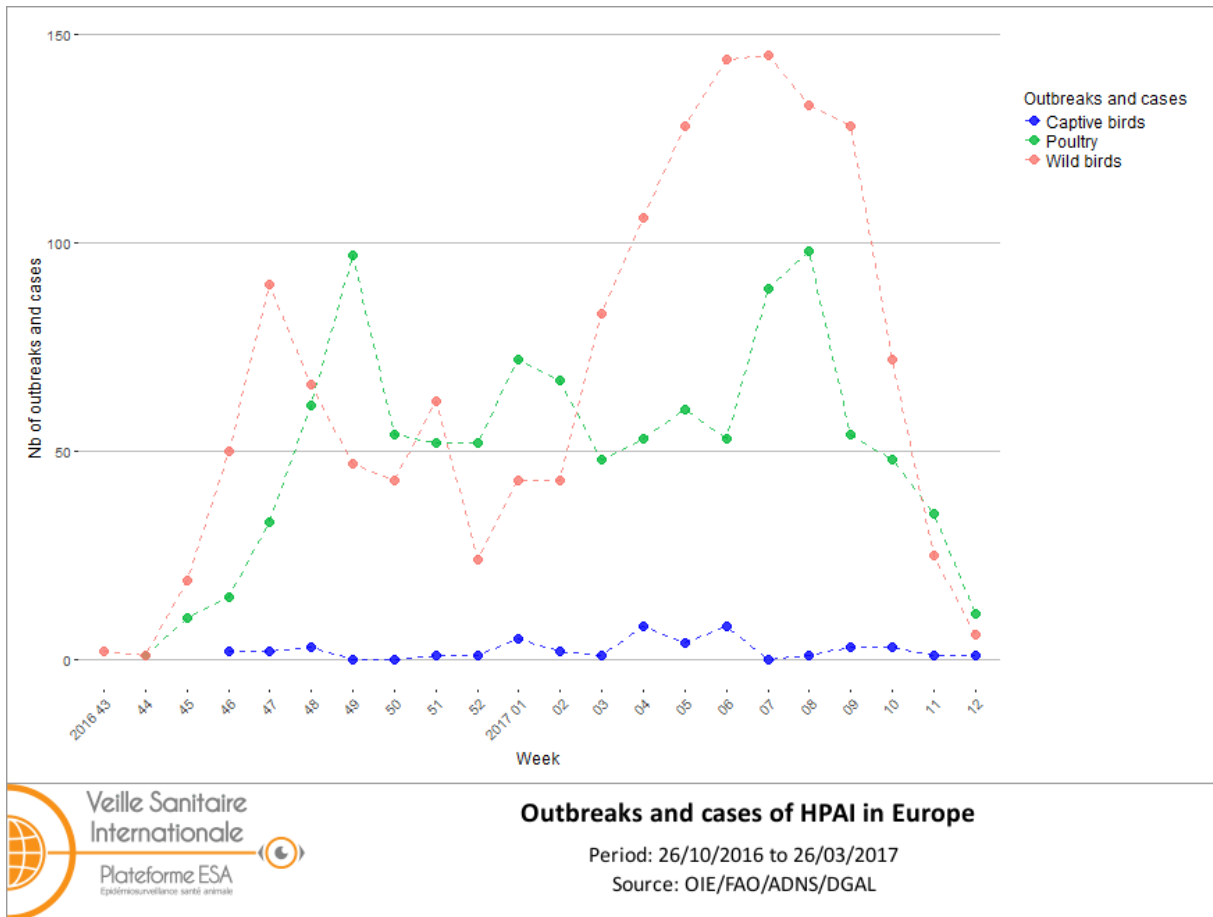


Figure 1: Number of outbreaks and cases of HPAI viruses from A/goose/Guangdong/1/1996 lineage clade 2.3.4.4 in Europe (EU, Switzerland) per week from 26 October 2016 to 26 March 2017 (included) (sources: ADNS/OIE/DGAL)

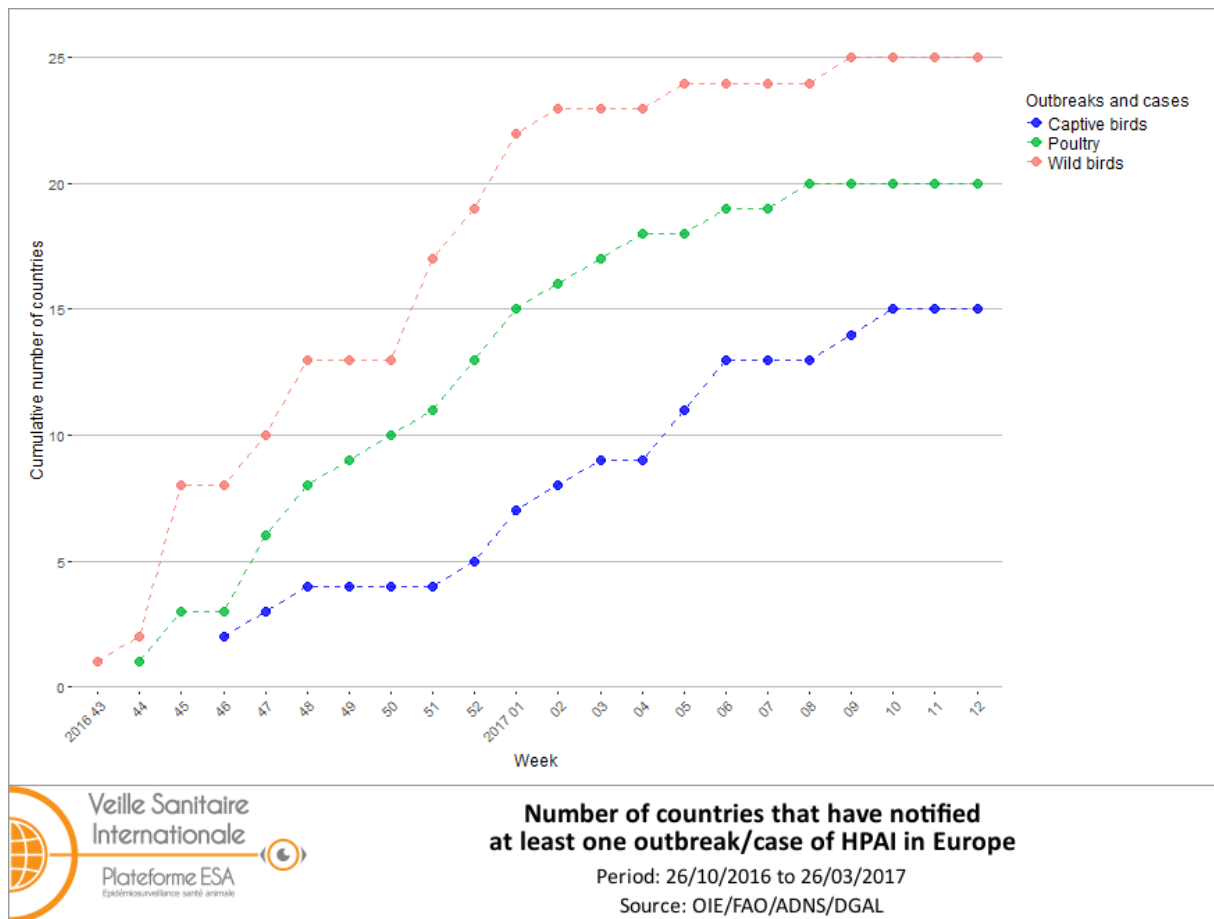


Figure 2: Cumulated weekly number of countries that have notified at least one outbreak/case of HPAI from A/goose/Guangdong/1/1996 clade 2.3.4.4 in Europe (EU, Switzerland) from 26 October 2016 to 26 March 2017 (included) (sources: ADNS/OIE/DGAL)

The evolution of these curves is coherent with a contamination of poultry farms by wild birds and seems to suggest an absence of a major evolution of the epizooty in farms, in general in the European continent (which does not exclude particular situations where there could be important localized secondary spread between farms). However, this interpretation should be nuanced as some variations could be due, on one hand, to differences in surveillance pressure depending on bird populations and, on the other, to differences among countries (as for Hungary and France which have notified a high number of outbreaks in poultry farms and much less in wild birds, compared to Germany and Switzerland which have notified a great amount of cases in wild birds but only a few outbreaks in poultry farms). It should be noted that conclusions should not be drawn based on data from the last week due to delays in declarations.

The mortality reported in farms is variable depending on the species, but also for a given species, and is calculated based on a limited number of outbreaks. For mono-species farms, the mortality varied from 0.06 to 33% in *Gallus gallus* farms, around 20% in turkey farms (but with a 100% mortality rate reported in an outbreak in France), and from 0 to 70% in palmipeds. Although the data must be carefully interpreted (as time of

intervention in relation to infection varied, some farms are epidemiologically linked, the beginning of infection is unknown, etc.), it should be noted that this strain appears to have an unusual virulence in breeding palmipeds.

The 76 different species of birds infected in the avifauna in Europe, with their families, are:

- **Accipitridae:** Eagle spp, Eurasian Buzzard, Harris's Hawk, Northern Goshawk, Rough-legged Buzzard, Sparrow Hawk, White-tailed Eagle
- **Anatidae:** Northern Pintail, Common Teal, Common Pochard, Tufted Duck, Common Goldeneye, Mallard, Eurasian Wigeon, Gadwall, Whooper Swan, Mute Swan, Tundra Swan, Northern Pintail, Greylag Goose, Bean Goose, Lesser White-fronted Goose, White-fronted Goose, Pink-footed Goose, Greater Scaup, Dark-bellied Brant, Canada Goose, Barnacle Goose, Red-breasted Goose, Egyptian Goose, Black Swan, Common Shelduck, Common Eider, Red-crested Pochard, Common Scoter, Common Merganser, Swan Goose, Muscovy Duck
- **Ardeidae:** Eurasian Bittern, Grey Heron, Great Egret, Cattle Egret
- **Ciconiidae:** White Stork
- **Colombidae:** Collared Dove, Common Wood Pigeon
- **Corvidae:** Eurasian Magpie, Hooded Crow, Common Raven, Carrion Crow
- **Dromaiidae:** Emu
- **Falconidae:** Peregrine Falcon, Saker Falcon, Common Kestrel
- **Laridae:** Black-headed Gull, Herring Gull, Mew Gull, Great black-backed Gull, Yellow-legged Gull, Lesser black-backed Gull, Common Tern
- **Pelecanidae:** Great white Pelican
- **Phalacrocoracidae:** Great Cormorant, Pygmy Cormorant
- **Podicipedidae:** Great-crested Grebe, Little Grebe
- **Psittacidae:** African grey Parrot
- **Rallidae:** Common Moorhen, Crested Coot, Eurasian Coot
- **Scolopacidae:** Curlew spp, Green Sandpiper
- **Strigidae:** Eagle Owl, Ural Owl
- **Turdidae:** Common Blackbird, Song Thrush, Fieldfare

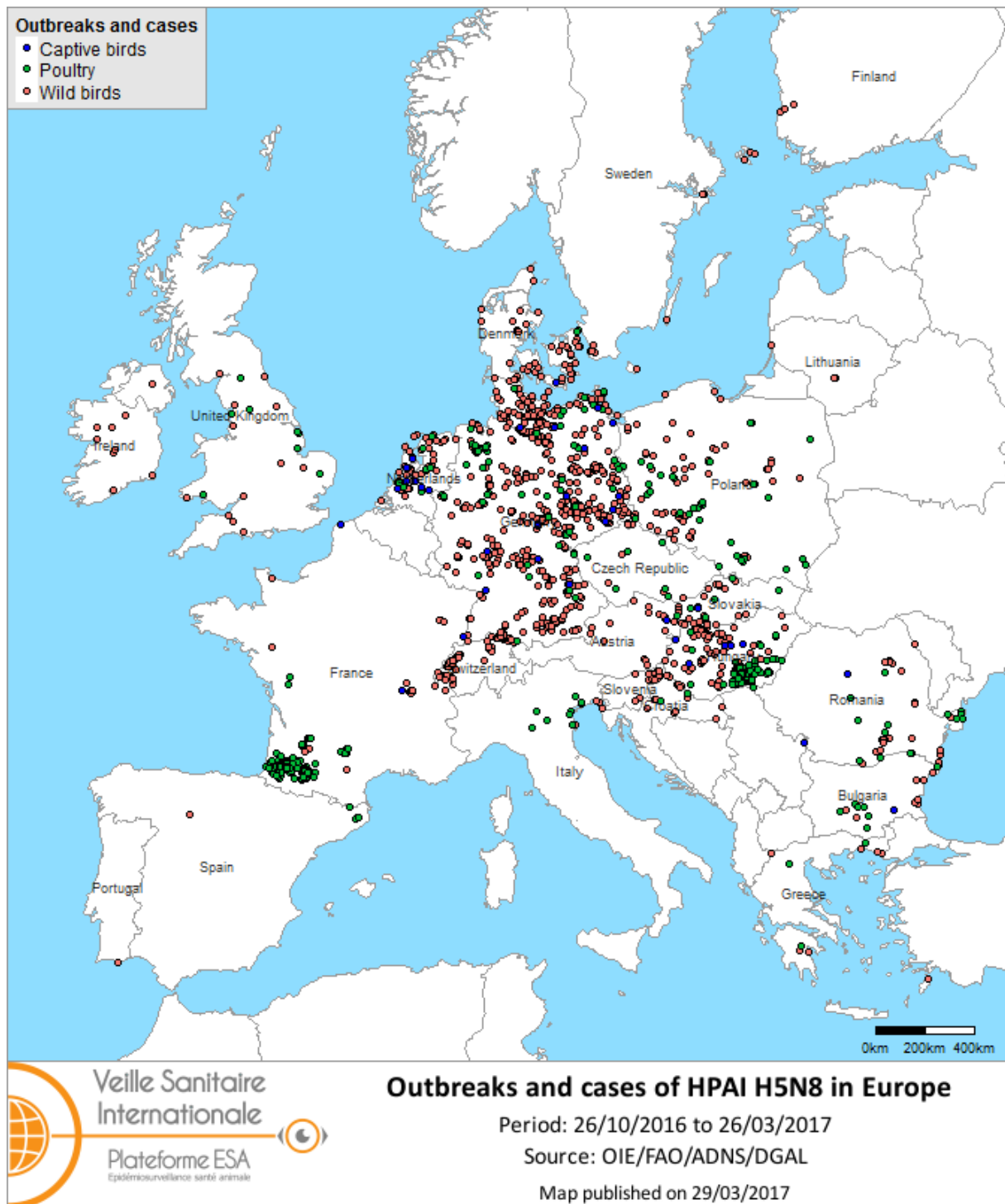


Figure 3: Map of outbreaks and cases of HPAI H5N8 reported in the European Union and Switzerland from 26 Oct 2016 to 26 March 2017 (included) (sources: OIE/ADNS/DGAL).



Figure 4: Map of outbreaks and cases of HPAI H5N5 reported in Europe from 26 Oct 2016 to 26 March 2017 (included) (sources: OIE/ADNS/DGAL).



Figure 5: Map of outbreaks and cases of HPAI H5N6 reported in Europe from 26 Oct 2016 to 26 March 2017 (included) (sources: OIE/ADNS).

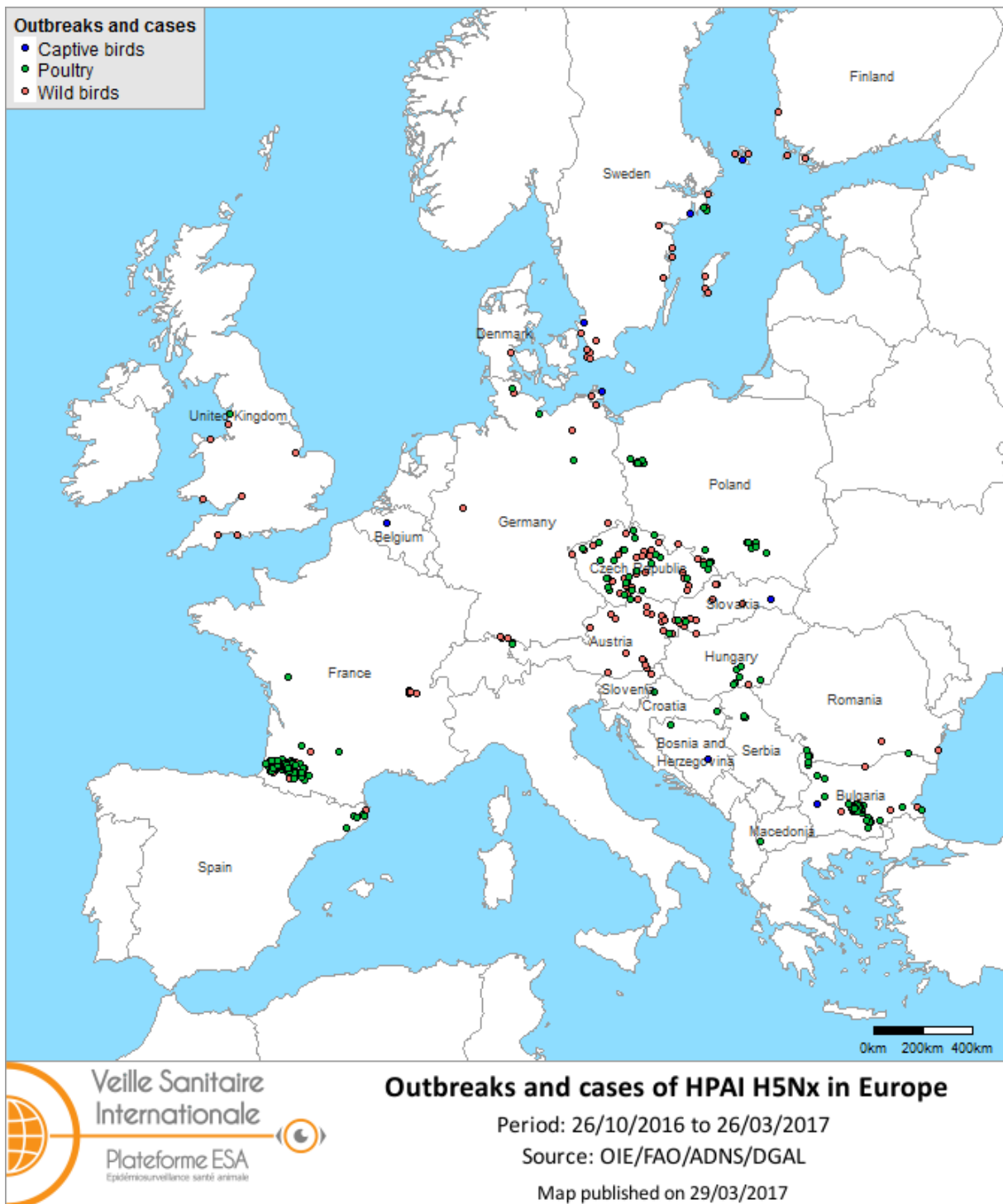


Figure 6: Map of outbreaks and cases of HPAI H5Nx reported in Europe from 26 Oct 2016 to 26 March 2017 (included) (sources: OIE/ADNS/DGAL).

Table 2: Number of outbreaks and cases of HPAI H5N8 in domestic, wild and captive birds per country and subtype in the European Union and Switzerland from 26 Oct 2016 to 26 March 2017 (included) (sources: OIE/ADNS/DGAL)

COUNTRIES	H5N8		
	captive	domestic	wild
Germany	14	80	685
Austria	1	1	22
Bulgaria	1	7	9
Croatia		2	11
Denmark	1	1	45
Spain		4	1
Finland			7
France	3	331	33
Greece		5	8
Hungary	5	226	62
Ireland			10
Italy		10	3
Lithuania			4
The Netherlands	8	9	46
Poland		43	66
Portugal			1
Czech Republic		7	5
Romania	2	32	84
United Kingdom		8	15
Slovakia	1	6	48
Slovenia			39
Sweden		1	13
Switzerland			87
TOTAL	36	773	1,304

Table 3: Number of outbreaks and cases of HPAI H5N5 in domestic, wild and captive birds per country and subtype in the European Union from 26 Oct 2016 to 26 March 2017 (included) (sources: OIE/ADNS/DGAL)

COUNTRIES	H5N5		
	captive	domestic	wild
Germany		3	1
Austria			1
Croatia		2	1
Greece			1
Hungary			1
Italy	1		2
Montenegro			1
Netherlands			1
Poland			2
Czech Republic	1		
Slovenia			3
TOTAL	2	5	14

Table 4: Number of outbreaks and cases of HPAI H5N6 in domestic, wild and captive birds per country and subtype in the European Union from 26 Oct 2016 to 26 March 2017 (included) (sources: OIE/ADNS/DGAL)

COUNTRY	H5N6
	domestic
Greece	1
TOTAL	1

Table 5: Number of outbreaks and cases of HPAI H5Nx in domestic, wild and captive birds per country and subtype in the European Union and Switzerland from 26 Oct 2016 to 26 March 2017 (included) (sources: OIE/ADNS/DGAL)

COUNTRIES	H5Nx		
	captive	domestic	wild
Germany	1	2	10
Austria		2	28
Belgium	1		
Bosnia Herzegovina	1	1	
Bulgaria	1	62	3
Croatia		7	
Denmark			1
Spain		6	1
Finland	1		6
France		133	18
Hungary		8	1
Former Yugoslav Republic of Macedonia (FYROM)		1	
Poland		22	
Czech Republic		29	35
Romania		1	3
United Kingdom		2	7
Serbia		3	1
Slovakia	1	2	10
Slovenia			1
Sweden	2	2	17
TOTAL	8	283	142

References:

- The Global Consortium for H5N8 and Related Influenza Viruses 2016. Role for migratory wild birds in the global spread of avian influenza H5N8, Science, 14 Oct 2016:Vol. 354, Issue 6309, pp. 213-217. DOI: 10.1126/science.aaf8852
- H5N8 highly pathogenic avian influenza (HPAI) of clade 2.3.4.4 detected through surveillance of wild migratory birds in the Tyva Republic, the Russian Federation – potential for international spread, Empreswatch septembre 2016
- EFSA, 2014. Highly pathogenic avian influenza A subtype H5N8. EFSA Journal 2014;12(12):3941, 32 pp. doi:10.2903/j.efsa.2014.3941

Previous reports:

- “Epidemiological situation of HPAI in Europe since October 2016: situation as of 13th March 2017” from 20 March 2017 ([link](#))
- “Epidemiological situation of HPAI in Europe since October 2016: situation as of 27th February 2017” from 07 March 2017 ([link](#))
- “Epidemiological situation of HPAI in Europe since October 2016: situation as of 20th February 2017” from 22 Feb 2017 ([link](#))
- “Epidemiological situation of HPAI in Europe since October 2016: situation as of 8th February 2017” from 13 Feb 2017 ([link](#))
- “Epidemiological situation of HPAI in Europe since October 2016: situation as of 16th January 2017” from 20 Jan 2017 ([link](#))
- “Epidemiological situation of HPAI in Europe since October 2016: situation as of 9th January 2017” from 11 Jan 2017 ([link](#))
- “Epidemiological situation of HPAI H5 in Europe since October 2016: situation as of 2nd January 2017” from 04 Jan 2017 ([link](#))
- “Epidemiological situation of HPAI H5N8 in Europe since October 2016: situation as of 19th Dec 2016” from 21 Dec 2016 ([link](#))